



District Report Card: 2017


State: Bihar	District: Araria
Class: 5	Subject: Language
Schools: 61	Students: 1410


Participation/Coverage


Students

<div>GENDER</div> <div></div>	Boys		Girls	
	Number	%	Number	%
	676	47.94	734	52.06

<div>AREA</div> <div></div>	Rural		Urban	
	Number	%	Number	%
	1361	96.52	49	3.48

<div>CATEGORY</div> <div></div>	SC		ST		OBC		GEN	
	Number	%	Number	%	Number	%	Number	%
	184	13.05	20	1.42	1137	80.64	69	4.89

<div>CWSN</div> <div></div>	LD	VI	HI	S&LD	ID	Oth
	2	8	0	2	3	3

<div>Management</div> <div></div>	Government		Government-aided	
	Number	%	Number	%
	1410	100.00	0	0.00

Average Performance of Students in Language (%)

Overall	Gender		Area		Management		Social Group			
	Male	Female	Rural	Urban	Govt.	Aided	SC	ST	OBC	GEN
59.64	60.86	58.52	59.95	51.16	59.64	0.00	49.53	47.67	61.11	65.89

Performance on Learning Outcomes (LOs)

Learning Outcomes	Description	Average Performance(%)
L504	Reads and comprehends independently storybooks, news items/ headlines, advertisements etc.	56.82
L508	Reads text with comprehension, locates details and sequence of events	61.05

Range of Performance of Students who Answered Correctly							
Below 30%		30% - 50%		50% - 75%		Above 75%	
Number	%	Number	%	Number	%	Number	%
123	8.72	320	22.70	662	46.95	305	21.63

Lowest Performing Learning Outcomes (LOs)

- 1 - Reads and comprehends independently storybooks, news items/ headlines, advertisements etc. (56.82)
- 2 - Reads text with comprehension, locates details and sequence of events (61.05)